



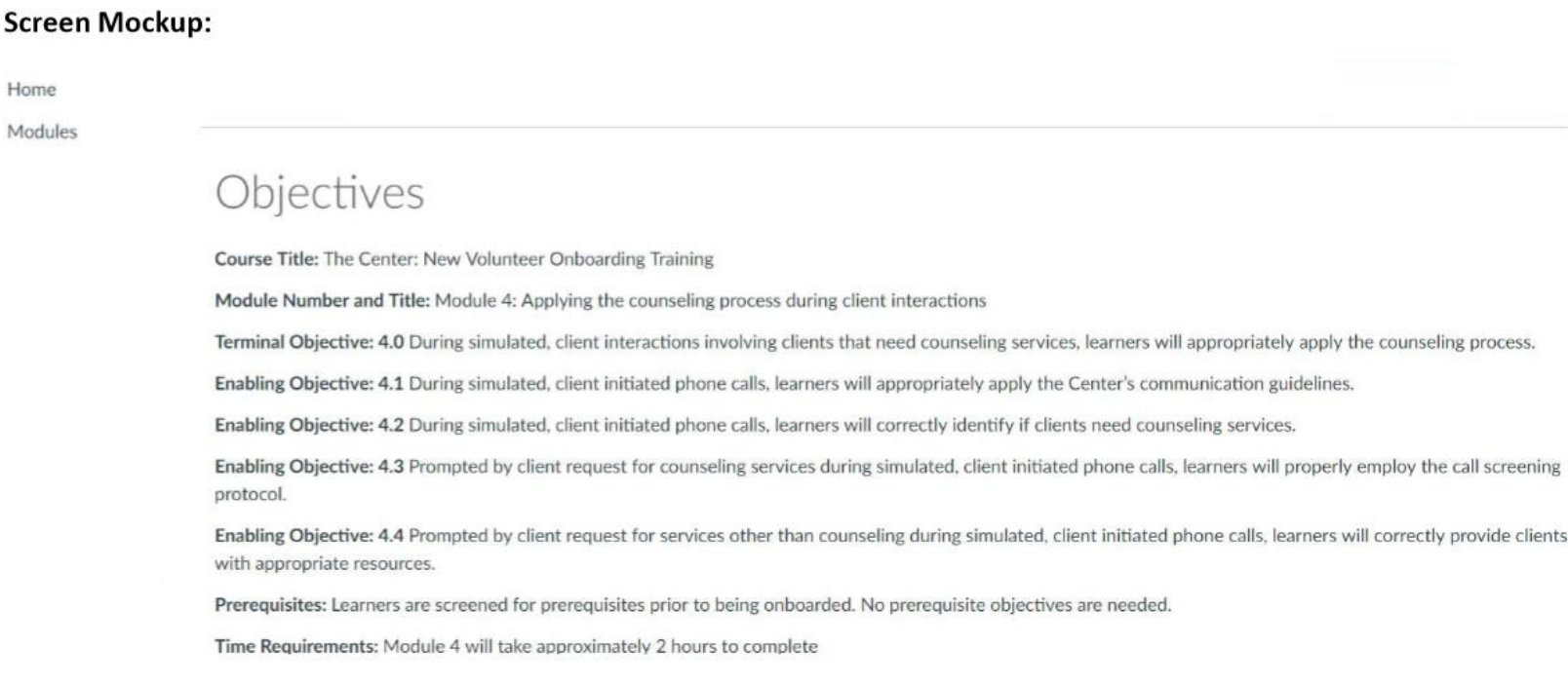
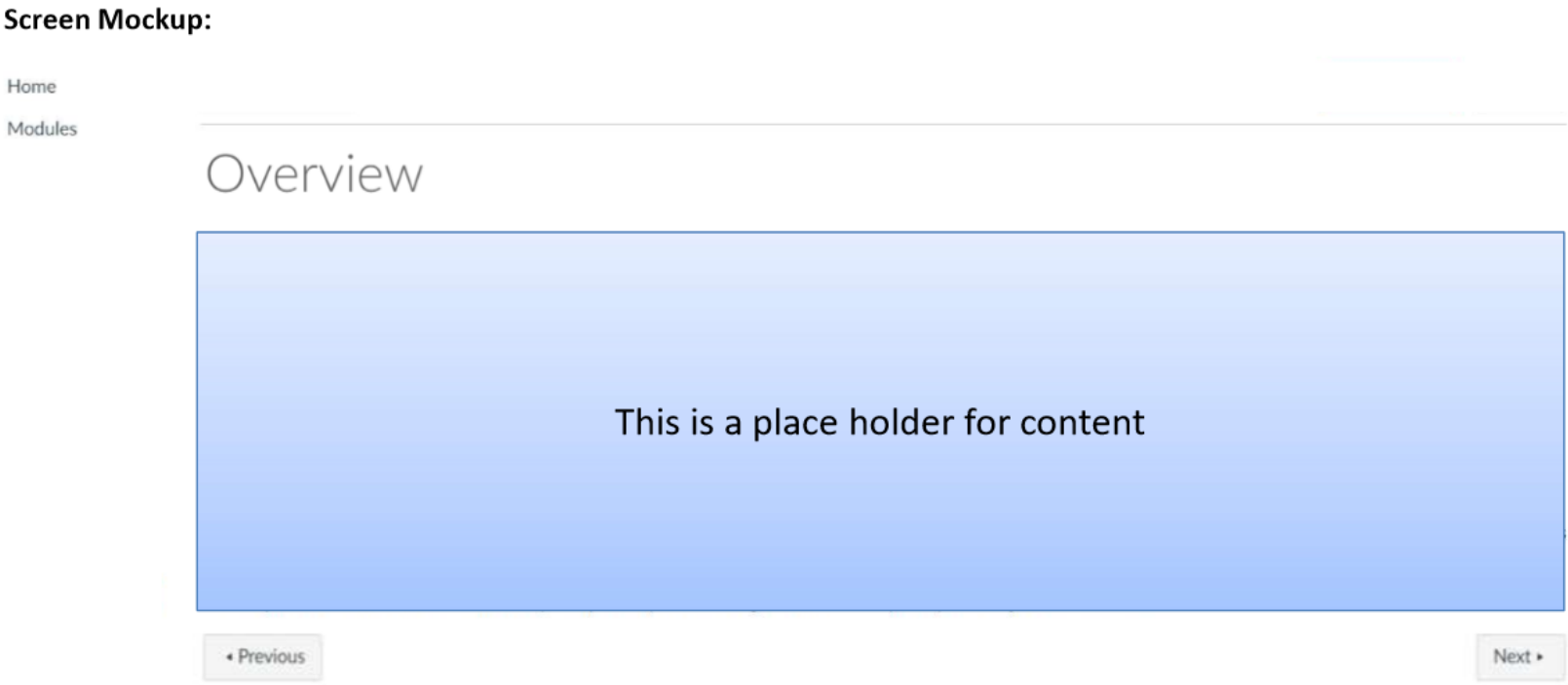
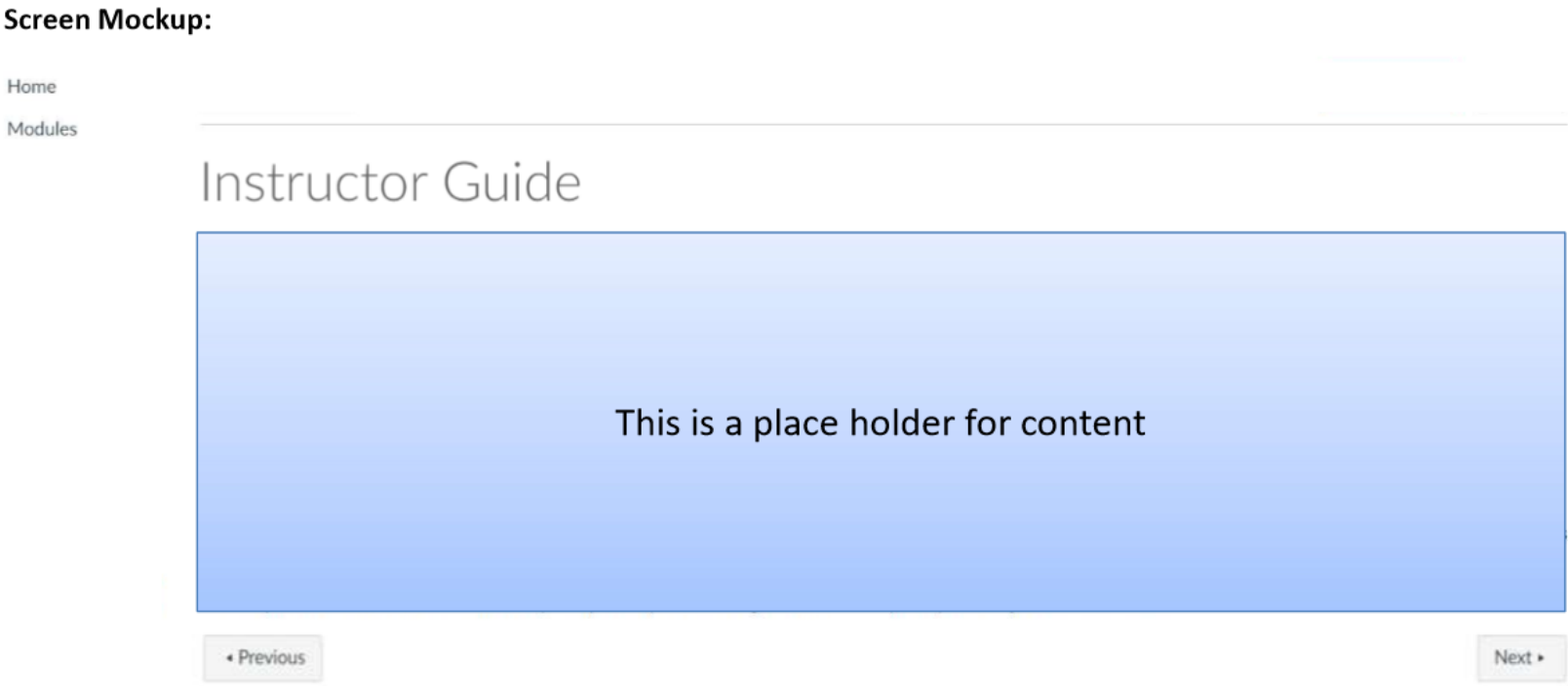


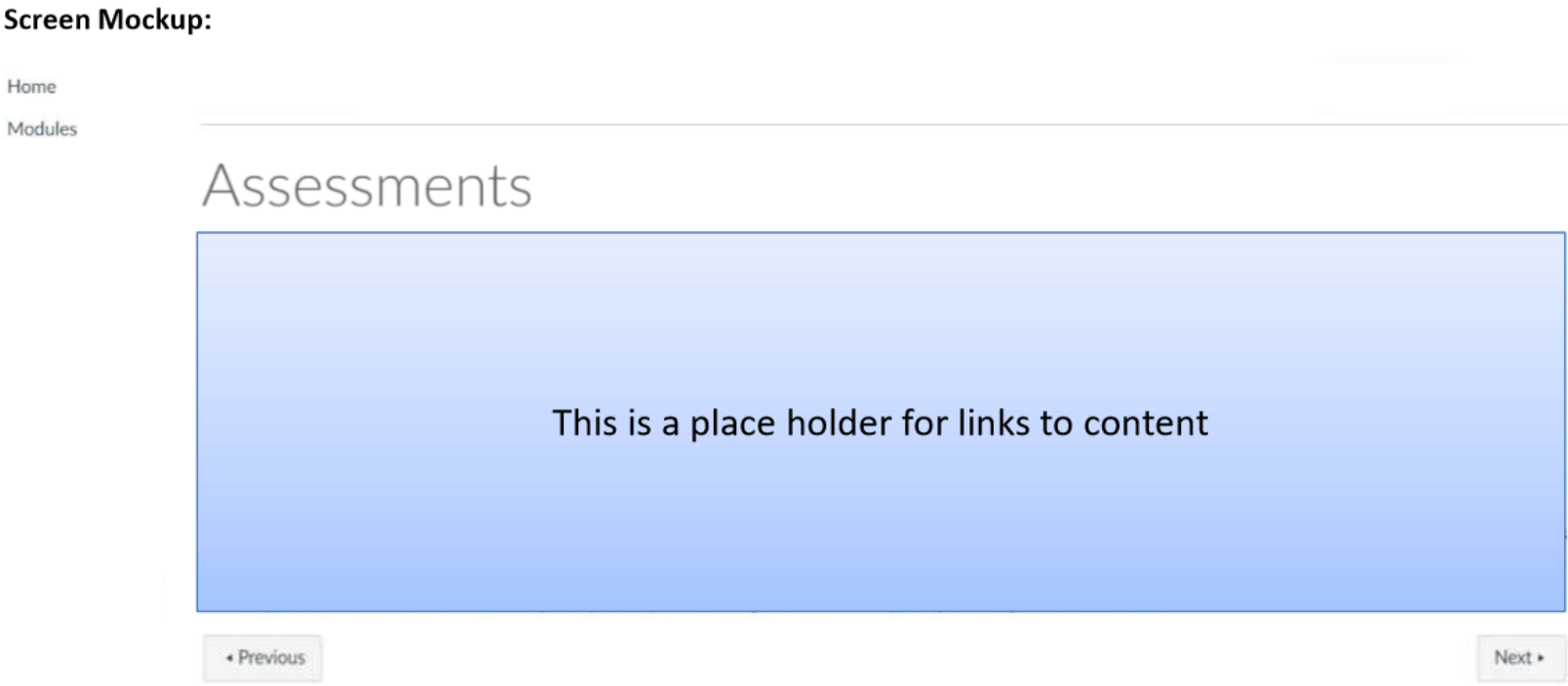
Project Title: Center Volunteer Training	Page ID: 1.0 Course Home	Date Reviewed: 4/10/2018
<p>Screen Mockup:</p> <div data-bbox="464 347 569 375">  Center </div> <div data-bbox="464 418 606 483"> <div>Home</div> <div>Modules</div> </div> <div data-bbox="642 418 957 448">Center Volunteer Training</div> <div data-bbox="648 516 1071 755">  </div> <div data-bbox="1186 565 1335 711">  </div> <p>Greetings! All the resources needed to conduct the New Onboard Volunteer Training will be found in the <i>Modules</i> tab to the left. Contents listed below:</p> <ul style="list-style-type: none"> . Objectives . Overview . Resources . Assessments . Instructor Guide 		
<p>Page Content:</p> <p>Greetings! All the resources needed to conduct the New Onboard Volunteer Training will be found in the <i>Modules</i> tab to the left. Contents listed below: Objectives; Overview; Instructor Guide Resources; Assessments; Resources</p>		
<p>Links to Screens:</p> <p>Home, Modules</p>	<p>Multimedia Notes</p> <p>Audio: N/A Video: N/A Animated Gifs: N/A Graphic Stills: The Center branded graphics</p>	

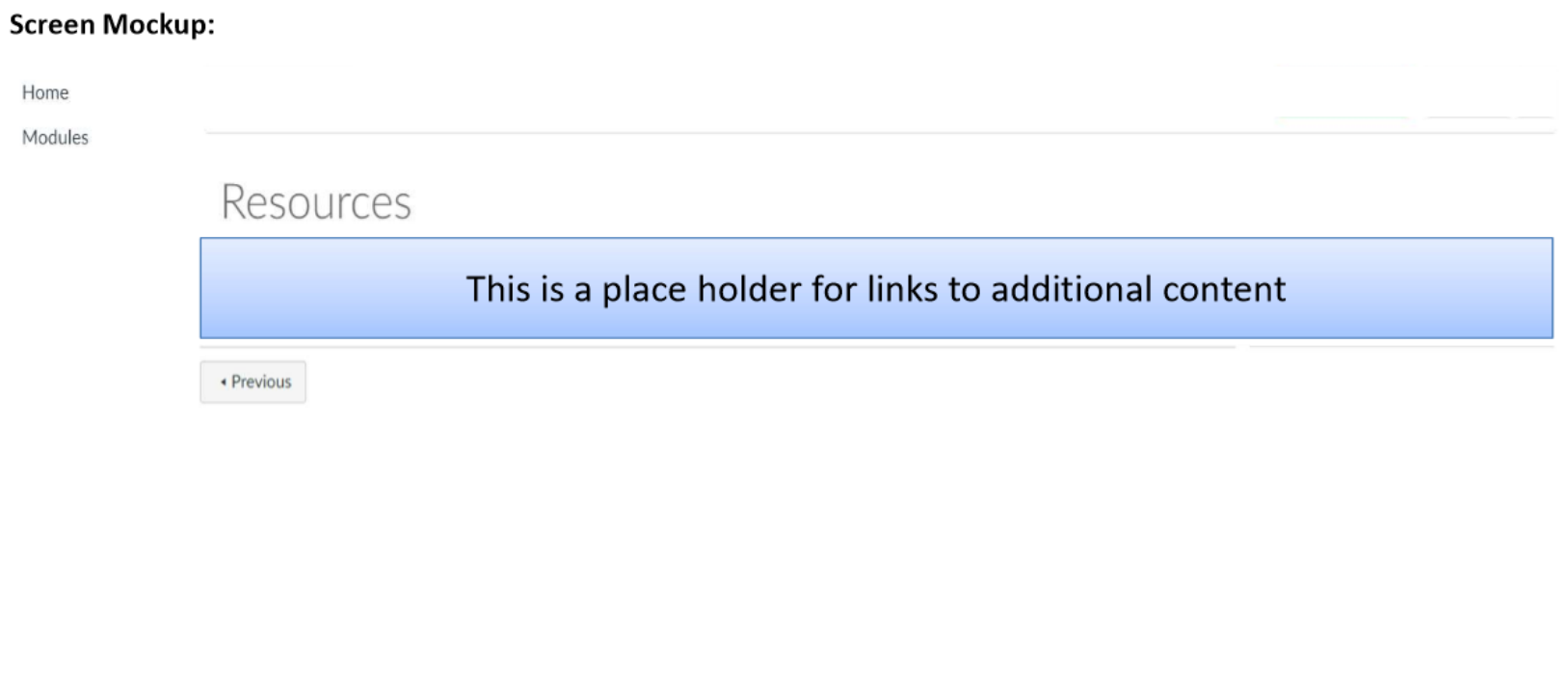
Project Title: Center Volunteer Training	Page ID: 2.0 Modules	Date Reviewed: 4/10/2018
<p>Screen Mockup:</p> 		
<p>Page Content: Course Resources Drop down menu</p>		
<p>Links to Screens: Home, Objectives, Overview, Resources, Assessments, Instructor Guide</p>	<p>Multimedia Notes Audio: N/A Video: N/A Animated Gifs: N/A Graphic Stills: N/A</p>	

Project Title: Center Volunteer Training	Page ID: 2.1 Objectives	Date Reviewed: 4/10/2018
<p>Screen Mockup:</p>  <p>Home</p> <p>Modules</p> <h2>Objectives</h2> <p>Course Title: The Center: New Volunteer Onboarding Training</p> <p>Module Number and Title: Module 4: Applying the counseling process during client interactions</p> <p>Terminal Objective: 4.0 During simulated, client interactions involving clients that need counseling services, learners will appropriately apply the counseling process.</p> <p>Enabling Objective: 4.1 During simulated, client initiated phone calls, learners will appropriately apply the Center's communication guidelines.</p> <p>Enabling Objective: 4.2 During simulated, client initiated phone calls, learners will correctly identify if clients need counseling services.</p> <p>Enabling Objective: 4.3 Prompted by client request for counseling services during simulated, client initiated phone calls, learners will properly employ the call screening protocol.</p> <p>Enabling Objective: 4.4 Prompted by client request for services other than counseling during simulated, client initiated phone calls, learners will correctly provide clients with appropriate resources.</p> <p>Prerequisites: Learners are screened for prerequisites prior to being onboarded. No prerequisite objectives are needed.</p> <p>Time Requirements: Module 4 will take approximately 2 hours to complete</p>		
<p>Page Content:</p> <p>Objectives will be on this page, as outlined in A2 and A3 (see above)</p>		
<p>Links to Screens:</p> <p>Home, Modules, Overview (via next button)</p>	<p>Multimedia Notes</p> <p>Audio: N/A</p> <p>Video: N/A</p> <p>Animated Gifs: N/A</p> <p>Graphic Stills: N/A</p>	

Project Title: Center Volunteer Training	Page ID: 2.2 Overview	Date Reviewed: 4/10/2018
<p>Screen Mockup:</p> 		
<p>Page Content:</p> <p>The Center is a non-profit organization that supports family members and allies of the LGBTQIA+ community in the populace of the Greater Orlando area. The Center provides an array of services that foster the well-being of their patrons including free HIV and STI testing, social groups, activities, support group meetings, computer access, and counseling services.</p>		
<p>Links to Screens:</p> <p>Home, Modules, Objectives(via previous button), Instructor Guide (via next button)</p>	<p>Multimedia Notes</p> <p>Audio: N/A Video: N/A Animated Gifs: N/A Graphic Stills: The Center branded graphics</p>	

Project Title: Center Volunteer Training	Page ID: 2.3 Instructor Guide	Date Reviewed: 4/10/2018
<p>Screen Mockup:</p> 		
<p>Page Content: Below is the instructor guide you will utilize to conduct the training. It is embedded here in PDF and Word document format.</p>		
<p>Links to Screens: Home, Modules, Overview (via previous button), Assessments (via next button)</p>	<p>Multimedia Notes Audio: N/A Video: N/A Animated Gifs: N/A Graphic Stills: The center branded graphics</p>	

Project Title: Center Volunteer Training	Page ID: 2.4 Assessments	Date Reviewed: 4/10/2018
<p>Screen Mockup:</p> 		
<p>Page Content: Below are the assessments that you will utilize during and after instruction. It is embedded here in PDF and Word document format.</p>		
<p>Links to Screens: Home, Modules, Instructor Guide(via previous button), Resources (via next button)</p>	<p>Multimedia Notes Audio: N/A Video: N/A Animated Gifs: N/A Graphic Stills: The center branded graphics</p>	

Project Title: Center Volunteer Training	Page ID: 2.5 Resources	Date Reviewed: 4/10/2018
<p>Screen Mockup:</p> 		
<p>Page Content: Below is the PowerPoint you will utilize when facilitating the training. It is embedded here in PDF format.</p>		
<p>Links to Screens: Home, Modules, Assessments (via previous button)</p>	<p>Multimedia Notes Audio: N/A Video: N/A Animated Gifs: N/A Graphic Stills: The center branded graphics</p>	