

**INSTRUCTIONAL TECHNOLOGY FOR EDUCATORS: Day 3**

Richard Hartshorne, Ph.D.  
 Associate Professor, Educational Technology  
 Skype: rhartsho49er  
 E-mail: richard.hartshorne@ucf.edu  
 Phone: 407.823.1861

---

---

---

---

---

---

---

---

### Technology Rich Lesson


**IREX: Project TEAM: Assignment**  
**Technology Rich Lesson**

**Overview**  
 We're now ready to bring together all of the pieces of the puzzle. In this project, you will plan a **2-day lesson** that integrates technology appropriately. You will choose the grade level and subject area that you would like to teach.

**NOTE:** This project may be created in a Google Site or Doc, a Word document, or a Wiki.  
 There are three parts to this project:

**Part I: The Lesson Plan**  
 The Lesson Plan should be realistic and based detailed enough so that other teachers could use it as a guide. For this project, you will create your own lesson that covers two days of activities on a topic of your choice, but it should integrate technology in key ways. It is okay to get ideas from other lesson plans, but compiling the components for this project should be your own work. For example, you might find a lesson plan that has not integrated any technology. You would need to convert this idea to integrate technology into the lesson.

**Part II: Student Activities Page**  
 A Student Activities page includes directions and links for the students to use. This page should describe the activities that students will do for TWO periods of a single week.




---

---

---

---

---

---


---

---

### Guiding Thoughts: Attributes of Meaningful Learning?

- Authentic
- Cooperative
- Active
- Constructive
- Intentional

• Students should learn with technology, not from it.




---

---

---

---

---

---

---

---

Let's Set This Up



---

---

---

---

---

---

---

---



Authoring & Creativity Tools

---

---

---

---

---

---

---

---

### Tools

Web 1.0/Software for Authoring & Creativity

- Office
- Open Source Tools (Open Office, KompoZer, **Audacity**, Gimp)
- **Presentation Tube**
- MovieMaker
- iMovie

Web 2.0 for Authoring & Creativity

- **Penzu**
- **VoiceThread**
- **Glogster**



---

---

---

---


---

---

---

---

### Authoring & Creativity → Web 1.0



---

---

---

---

---

---

---

---

### Authoring & Creativity → Web 2.0



---

---

---

---

---

---

---

---

### Presentation Tube



- Presentation Creation Tool
- Lite Version is Free
- Windows Only
- EASY to use

---

---

---


---

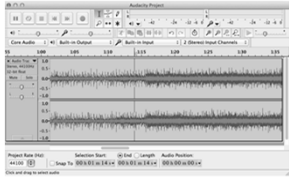
---

---

---

---

 **Audacity**



- Audio creation tool
- Free
- Single or multi-track
- Save as MP3, WAV, others
- EASY to use

---

---

---


---

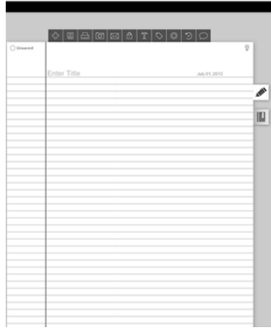
---

---

---

---

 **Penzu**



- Online journal
- Private
- EASY to use
- Can incorporate images
- Can add comments
- Can tag and customize

---

---

---

---

---

---

---

---



---

---

---

---


---

---

---

---

**voicethread** VoiceThread



- Tool for conversations around media
- Browse numerous examples
- Can be private
- EASY to use
- Can comment via multiple methods (webcam, phone, microphone, text, etc.)
- Can export for offline use

---

---

---

---


---

---

---

---

**Glogster** BETA poster yourself Glogster



- Online posters
- Add various media
- Can be shared with others
- EASY to use
- Need to upload media first

---

---

---


---

---

---

---

---



**UCF**

Collaboration, Communication, & Social Learning

Richard Hartshorne, Ph.D.  
Associate Professor, Educational Technology  
Skype: rhartsho49er  
E-mail: richard.hartshorne@ucf.edu  
Phone: 407.823.1861

---

---

---

---


---

---

---

---

- Web 1.0 for Collaboration, Communication, & Social Learning
- Web 2.0 for Collaboration, Communication, & Social Learning
  - Padlet
  - Google Apps
  - Voxopop
  - Edmodo
  - Skype
- Questions?



---

---

---

---

---


---

---

---

Collaboration, Communication, & Social Learning → Web 1.0

**NONE**



---

---

---

---

---

---

---

---

Collaboration, Communication, & Social Learning → Web 2.0



---

---

---


---

---


---

---

---



## Padlet



- <http://padlet.com/>
- Online, collaborative, digital, bulletin boards
- Easily embed multimedia
- Privacy Options

---

---

---


---

---

---


---

---



## Instructional Uses of Padlet

- Posting Assignments/Announcements
  - Class Padlet...maintained by teacher or student(s)
- Collaborative Brainstorming
- Collaborative Discussions
- Use it to Break Down Complex Content
  - Multiple perspectives
  - Support text with visual, audio, or video materials
- Others???




---

---

---


---

---

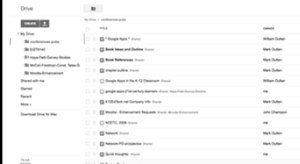
---

---

---



## Google Apps/Drive



- <https://drive.google.com>
- Collaborative
  - Docs
  - Presentations
  - Web Sites
  - Spreadsheets
  - Forms
  - Drawings
  - Calendar
  - Chat
  - Mail

---

---

---


---

---

---

---

---



---

---

---


---

---


---

---

---

 **Instructional Uses of Google Apps/Drive**

- Collaborative Papers/Presentations (Docs/Presentation)
- Collaborative Discussion on Reading/Text (Docs/Spreadsheet/Form)
- Gathering Collective Thoughts (Form/Spreadsheet)
- Scaffold writing with a Google Template (Docs)
- Publish a collaborative story (Docs)
- Have a group discussion (Chat)
- Google Apps for English Teachers Webinar: [http://www.youtube.com/watch?v=6RAVj\\_4Ha8I](http://www.youtube.com/watch?v=6RAVj_4Ha8I)
- Others???




---

---

---

---


---

---

---

---

**VOXOPOP Voxopop**



- <http://www.voxopop.com>
- Audio Discussion Forum
- Talk Groups
- Free
- Private or Public
- EASY to use

---

---

---

---


---

---

---

---





---

---

---

---

---


---

---

---

**VOXOPOP** Instructional Uses of Voxopop

- Practicing language skills
  - Pronunciation, narrative, etc.
  - Instructor provides prompt
  - Peer commenting (if desired)
- Asynchronous conversations
  - Allows for more reflection
- Vocabulary
- Problem/Concept Explanation/Walk-Through



---

---

---


---


---

---

---

---

 Edmodo



- <http://www.edmodo.com>
- Educational Social Network
- Apps
- Facebook-ish
- EASY to use
- Variety of functions

---

---

---


---

---

---

---

---



---

---

---


---

---


---

---

---

 **Instructional Uses of EdModo**

- Connecting with others (idea)
  - <http://www.muhsd.k12.ca.us/site/Default.aspx?PageID=359>
- Required interactions
  - Notes, status updates, responses to prompts, etc.
- Online Groups



---

---

---


---


---

---

---

---

 **Skype**



- <http://www.skype.com>
- VOIP
- Text, audio, and/or video chatting
- 1:1 or more
- Screen sharing
- File transferring
- EASY to use
- Desktop, laptop, tablet, or mobile
- Can record Skypes with additional software (Call Recorder)

---

---

---

---

---


---

---

---

**What are some instructional uses of technology in your classroom?**

Text 216329 and your message to 37607      Submit message



---

---

---

---

---


---

---

---

**S Instructional Uses of Skype**

- Guest Speakers
- Skype with Other Classes
  - Topic-centric or just to practice
- Prescribed Skype Interactions
  - Audio/video interviews, etc.
- Tutoring/Mentoring Groups
- Others???



---

---

---


---

---

---

---

---



**Working on your Technology-Rich Lesson**

---

---

---

---

---

---

---

---

### Your Approach (starting)

- Determine Topic
- Determine Instructional Ideas/Approach
- Select 1 Tool From Today to Support Approach
- Begin Lesson Plan page
- Begin Student Activities Page
- Begin Teacher Resource Page



---

---

---

---

---

---

---

---

### Others/Thoughts/Questions???



---

---

---

---

---

---

---

---